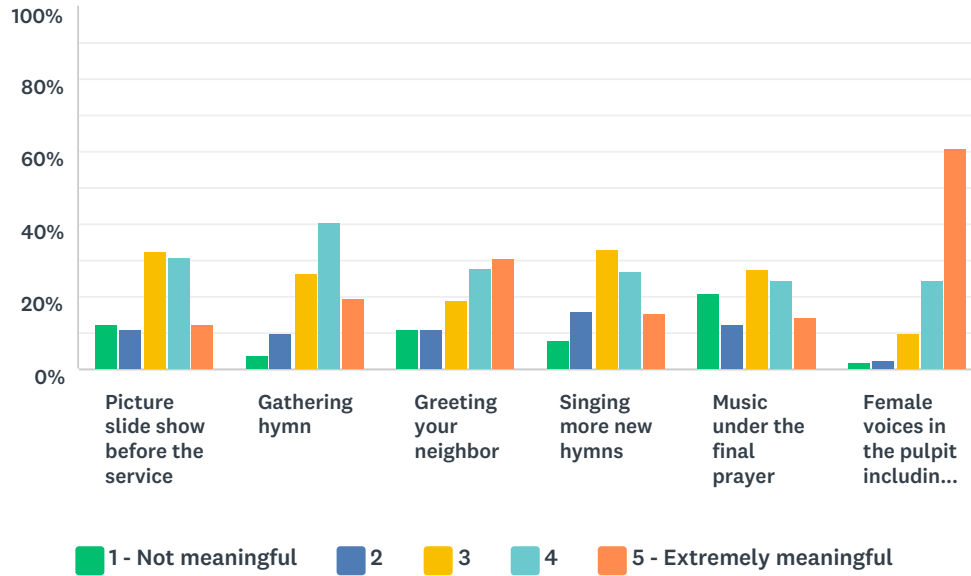


# Q1 A number of changes have been made over the last year to enhance our worship services. Please rate how meaningful these changes have been for you.

Answered: 386 Skipped: 8



	1 - NOT MEANINGFUL (1)	2 (2)	3 (3)	4 (4)	5 - EXTREMELY MEANINGFUL (5)	TOTAL
Picture slide show before the service	12.60% 48	11.02% 42	32.55% 124	31.23% 119	12.60% 48	381
Gathering hymn	3.95% 15	10.00% 38	26.32% 100	40.26% 153	19.47% 74	380
Greeting your neighbor	11.17% 43	11.17% 43	19.22% 74	28.05% 108	30.39% 117	385
Singing more new hymns	8.14% 31	16.01% 61	33.07% 126	27.03% 103	15.75% 60	381
Music under the final prayer	20.90% 79	12.70% 48	27.51% 104	24.60% 93	14.29% 54	378
Female voices in the pulpit including the Me Too service	1.82% 7	2.34% 9	9.90% 38	24.74% 95	61.20% 235	384

BASIC STATISTICS						
	MINIMUM	MAXIMUM	MEDIAN	MEAN	STANDARD DEVIATION	
Picture slide show before the service	1.00	5.00	3.00	3.20		1.18
Gathering hymn	1.00	5.00	4.00	3.61		1.03
Greeting your neighbor	1.00	5.00	4.00	3.55		1.32
Singing more new hymns	1.00	5.00	3.00	3.26		1.15

## First Unitarian 2018 Annual Survey

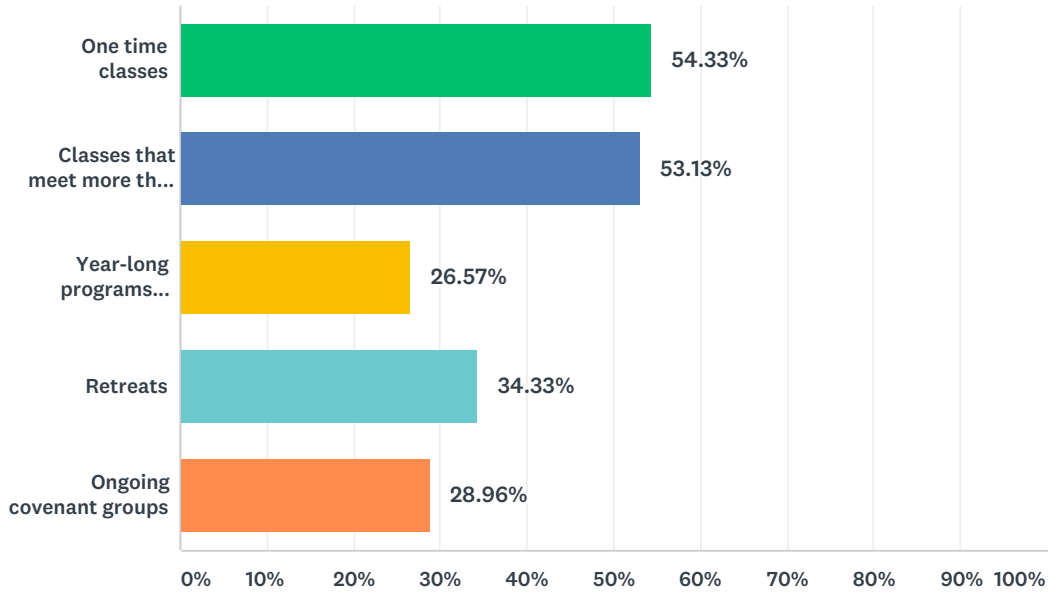
---

Music under the final prayer	1.00	5.00	3.00	2.99	1.33
Female voices in the pulpit including the Me Too service	1.00	5.00	5.00	4.41	0.89

---

Q2 Which of the following offerings are you most drawn to help you deepen your spirituality and build community? Please check no more than three.

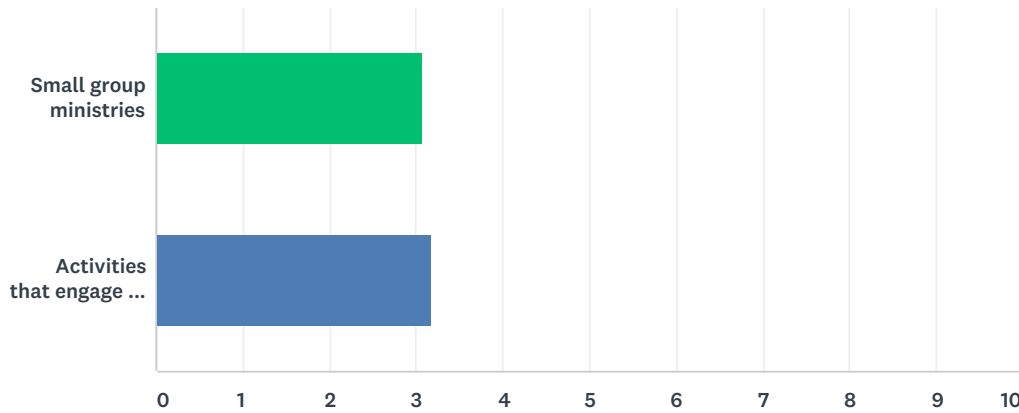
Answered: 335 Skipped: 59



ANSWER CHOICES	RESPONSES	
One time classes	54.33%	182
Classes that meet more than once	53.13%	178
Year-long programs (Wellspring, etc.)	26.57%	89
Retreats	34.33%	115
Ongoing covenant groups	28.96%	97
Total Respondents: 335		

Q3 The church is contemplating offering more small group ministries (groups focused on specific needs such as parenting, caregiving, or grief) and activities that provide engagement with the larger community (e.g. post service church-wide dialogues). How likely would you participate in these programs?

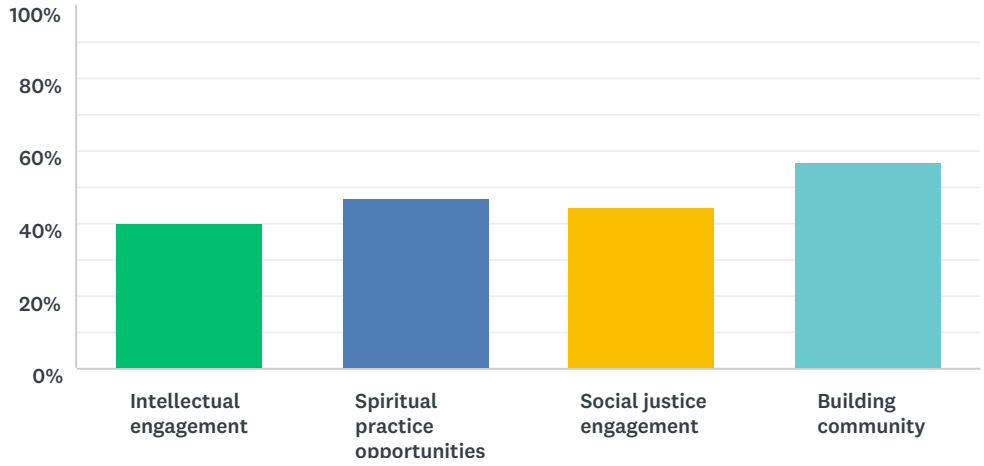
Answered: 375 Skipped: 19



	1 - NOT VERY LIKELY	2	3	4	5 - VERY LIKELY	TOTAL	WEIGHTED AVERAGE
Small group ministries	13.70% 50	15.89% 58	31.51% 115	26.85% 98	12.05% 44	365	3.08
Activities that engage the larger community	9.41% 35	15.59% 58	34.95% 130	27.15% 101	12.90% 48	372	3.19

Q4 Which kind of Church experience do you value most? Please check no more than two.

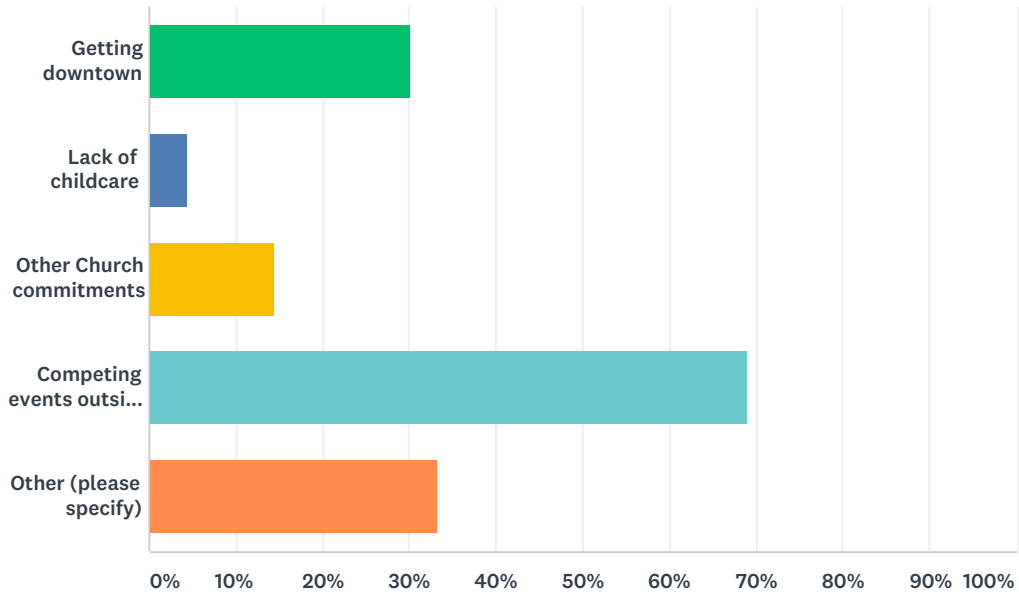
Answered: 380 Skipped: 14



ANSWER CHOICES	RESPONSES	
Intellectual engagement	40.00%	152
Spiritual practice opportunities	47.11%	179
Social justice engagement	44.47%	169
Building community	57.11%	217
Total Respondents: 380		

### Q5 What are the barriers to your participation in programs, events, and classes? Check all that apply.

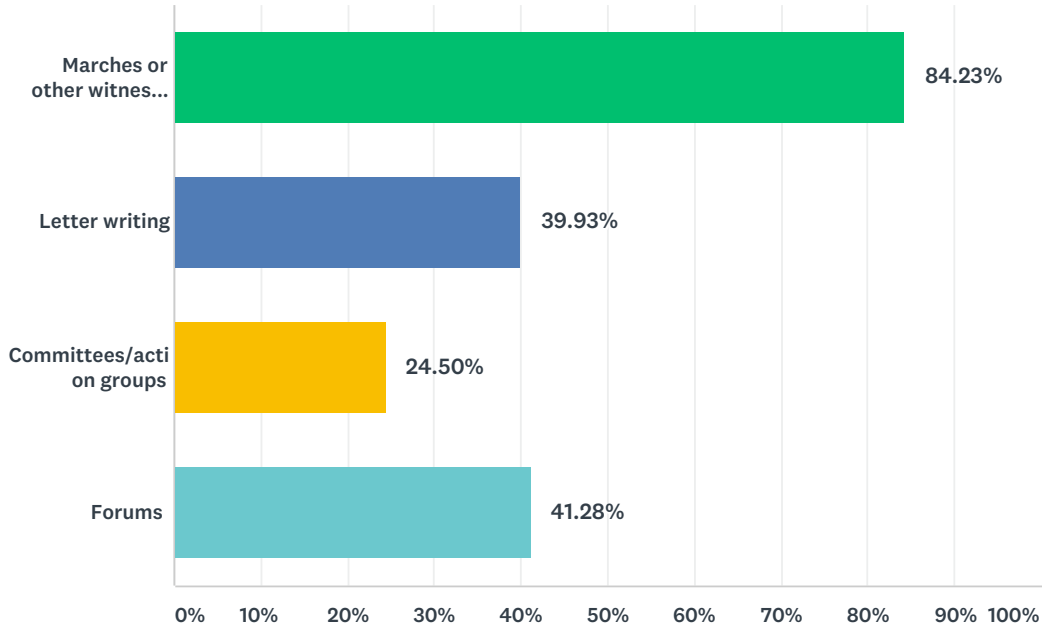
Answered: 358 Skipped: 36



ANSWER CHOICES	RESPONSES	
Getting downtown	30.17%	108
Lack of childcare	4.47%	16
Other Church commitments	14.53%	52
Competing events outside of Church	68.99%	247
Other (please specify)	33.24%	119
Total Respondents: 358		

**Q6 Which social justice activities have you participated in this year?  
Please check all that apply.**

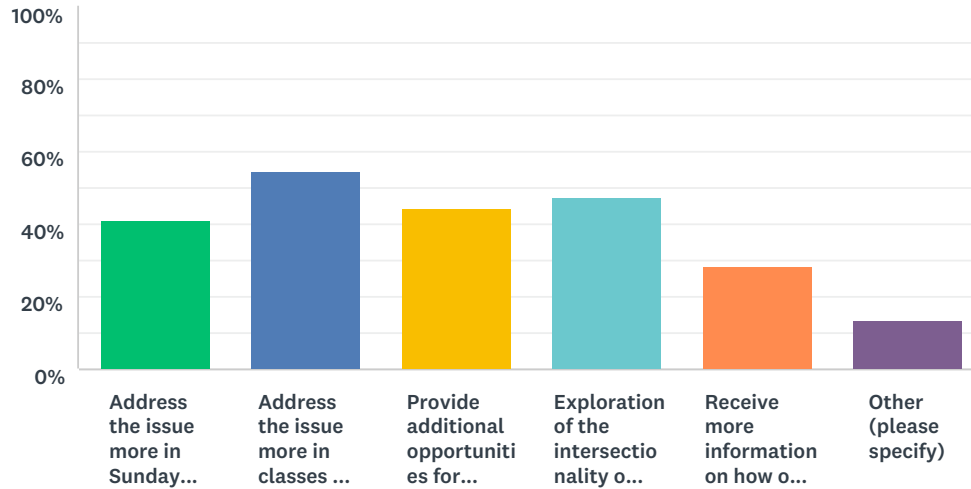
Answered: 298 Skipped: 96



ANSWER CHOICES	RESPONSES	
Marches or other witness bearing events	84.23%	251
Letter writing	39.93%	119
Committees/action groups	24.50%	73
Forums	41.28%	123
Total Respondents: 298		

**Q7 What would help you further your understanding of--and make progress addressing--privilege and white supremacy culture? Please check no more than three.**

Answered: 362 Skipped: 32

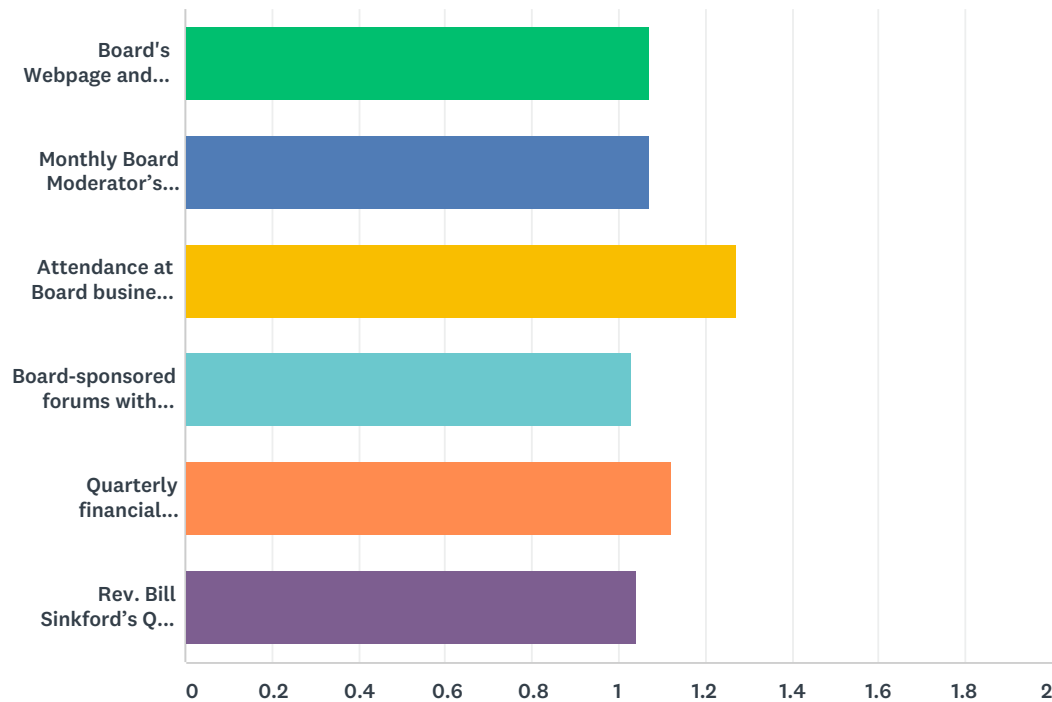


ANSWER CHOICES	RESPONSES
Address the issue more in Sunday services	41.16% 149
Address the issue more in classes and forums with speakers of diverse racial and social-economic backgrounds	54.70% 198
Provide additional opportunities for engagement in small group settings (workshops, classes; e.g., on issues like white allies, white fragility)	44.48% 161
Exploration of the intersectionality of race and other forms of oppression	47.51% 172
Receive more information on how our denomination (UUA) is addressing these issues	28.73% 104
Other (please specify)	13.54% 49
Total Respondents: 362	



## Q8 Please rate these information sources and meetings sponsored by the Board and Executive Team.

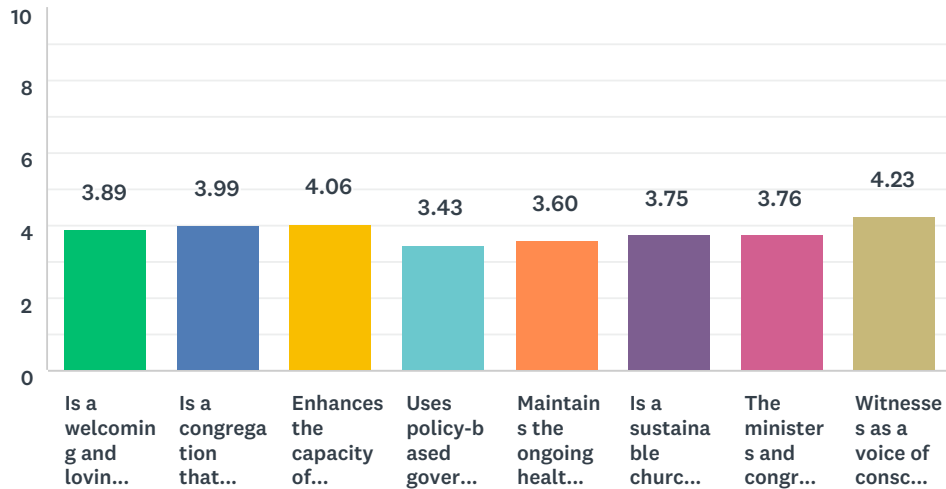
Answered: 370 Skipped: 24



	USEFUL	NOT USEFUL	NO OPINION / HAVEN'T PARTICIPATED	TOTAL	WEIGHTED AVERAGE
Board's Webpage and Frequently Asked Questions (FAQS)	35.52% 130	2.73% 10	61.75% 226	366	1.07
Monthly Board Moderator's letter	40.88% 148	3.31% 12	55.80% 202	362	1.07
Attendance at Board business meetings	11.94% 43	4.44% 16	83.61% 301	360	1.27
Board-sponsored forums with congregants	46.28% 168	1.38% 5	52.34% 190	363	1.03
Quarterly financial meetings	22.91% 82	3.07% 11	74.02% 265	358	1.12
Rev. Bill Sinkford's Q&A sessions with congregants [with the Executive Team present]	52.88% 193	2.19% 8	44.93% 164	365	1.04

## Q9 Please rate how well the Church is meeting its mission with respect to each element. The First Unitarian Church of Portland...

Answered: 370 Skipped: 24



	1 - NOT WELL	2	3	4	5 - EXTREMELY WELL	NO OPINION	TOTAL	WEIGHTED AVERAGE
Is a welcoming and loving community that provides a safe haven where a diverse people of various ages and cultures may gather to build nurturing relationships.	1.63% 6	6.25% 23	18.21% 67	45.38% 167	25.27% 93	3.26% 12	368	3.89
Is a congregation that nurtures the human spirit, in its rich diversity, and creates the Beloved Community in which each person is safe to grow and serve.	1.37% 5	7.12% 26	15.34% 56	39.45% 144	33.15% 121	3.56% 13	365	3.99
Enhances the capacity of congregants, of all ages, to engage the world and transform it, grounded in UU values	1.92% 7	3.56% 13	14.25% 52	43.01% 157	32.88% 120	4.38% 16	365	4.06
Uses policy-based governance and decision-making processes that are transparent, clear and easily accessible, offering opportunities for the voices of congregants to be respectfully heard.	8.49% 31	9.04% 33	23.01% 84	27.95% 102	17.53% 64	13.97% 51	365	3.43
Maintains the ongoing health of the church community by recruiting, developing, supporting, and providing a meaningful experience for a succession of new leaders.	4.96% 18	7.16% 26	19.28% 70	24.52% 89	18.73% 68	25.34% 92	363	3.60
Is a sustainable church community in which congregants, Board, staff and ministers share stewardship of both our tangible and our human resources.	4.41% 16	6.61% 24	16.53% 60	33.06% 120	22.31% 81	17.08% 62	363	3.75
The ministers and congregation develop and maintain relationships with other UnitarianUniversalist congregations and institutions and the local interfaith community, providing leadership in the larger Unitarian Universalist movement.	3.56% 13	7.67% 28	13.42% 49	27.12% 99	21.64% 79	26.58% 97	365	3.76

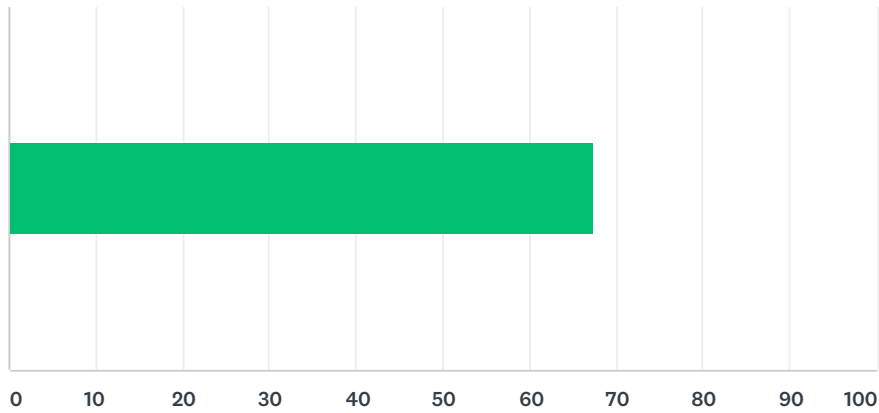
## First Unitarian 2018 Annual Survey

---

Witnesses as a voice of conscience in our community and beyond, collaborating with other justice-seeking institutions, encouraging congregants to join others in building a more equitable, sustainable, and peaceful future for all.	1.92%	4.38%	9.32%	30.41%	45.21%	8.77%		
	7	16	34	111	165	32	365	4.23

### Q10 Overall, how would you rate the "energy" or health of the Church community this year?

Answered: 357 Skipped: 37



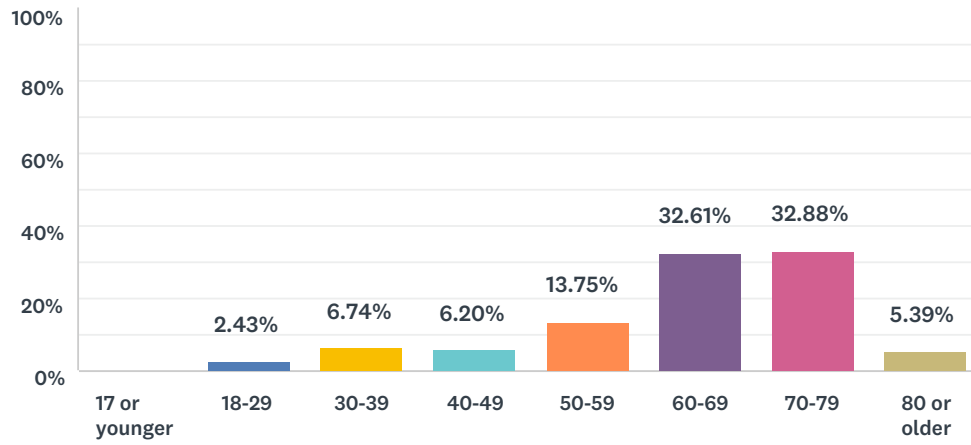
ANSWER CHOICES	AVERAGE NUMBER	TOTAL NUMBER	RESPONSES
	67	24,096	357
Total Respondents: 357			

**Q11 What additional comments do you have regarding the Church and overall success in achieving its mission.**

Answered: 159 Skipped: 235

## Q12 What is your age?

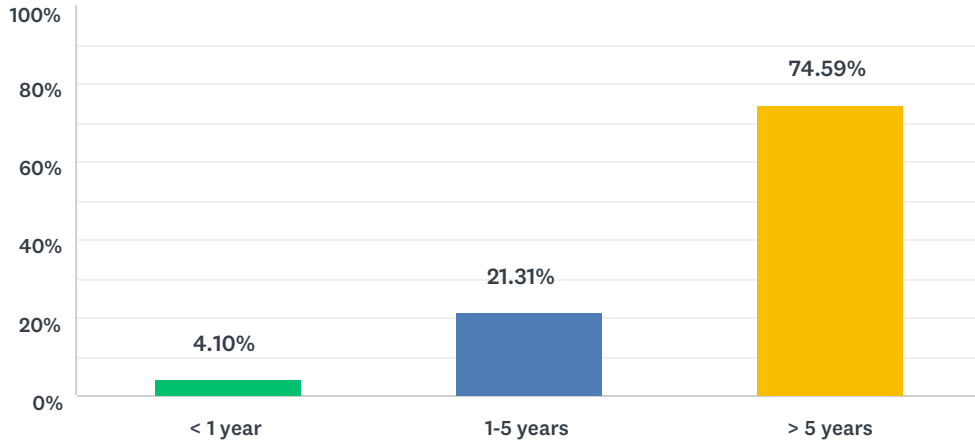
Answered: 371 Skipped: 23



ANSWER CHOICES	RESPONSES	
17 or younger	0.00%	0
18-29	2.43%	9
30-39	6.74%	25
40-49	6.20%	23
50-59	13.75%	51
60-69	32.61%	121
70-79	32.88%	122
80 or older	5.39%	20
<b>TOTAL</b>		<b>371</b>

### Q13 How long have you been attending services or participating in programs at First Unitarian?

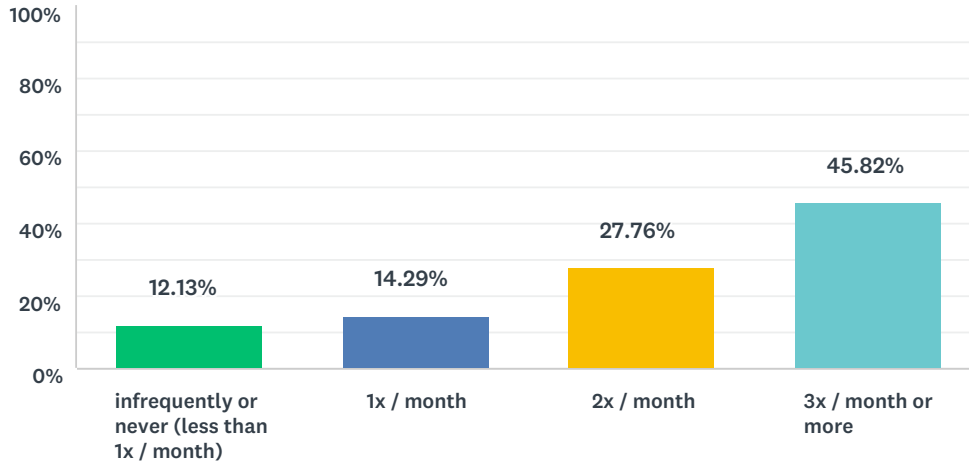
Answered: 366 Skipped: 28



ANSWER CHOICES	RESPONSES	
< 1 year	4.10%	15
1-5 years	21.31%	78
> 5 years	74.59%	273
TOTAL		366

### Q14 Since the start of this Church year (September 2017), how often have you attended Sunday services in person?

Answered: 371 Skipped: 23

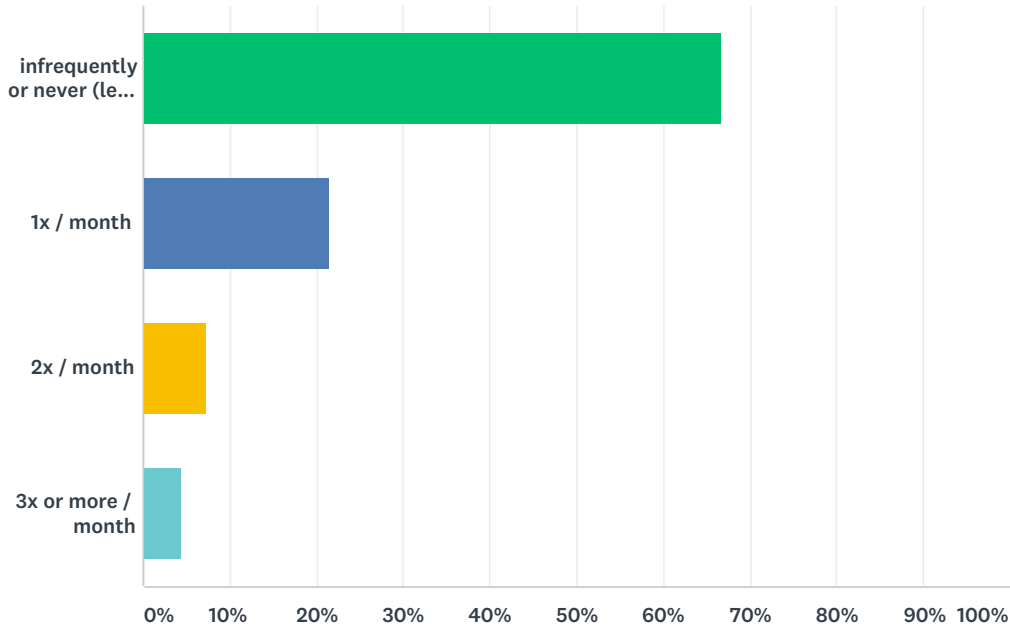


ANSWER CHOICES	RESPONSES	
infrequently or never (less than 1x / month)	12.13%	45
1x / month	14.29%	53
2x / month	27.76%	103
3x / month or more	45.82%	170
<b>TOTAL</b>		<b>371</b>



Q15 Since the start of this church year (September 2017), how often have you watched a service via live stream (or a live-stream replay), read a sermon reprint, or listened to a church podcast?

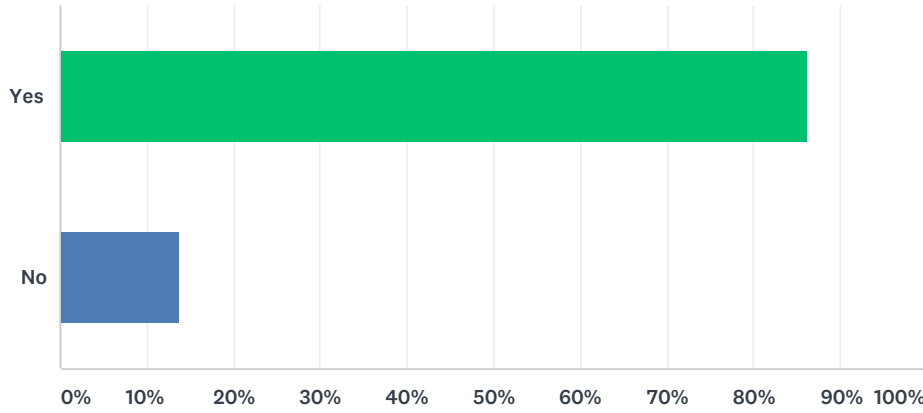
Answered: 370 Skipped: 24



ANSWER CHOICES	RESPONSES	
infrequently or never (less than 1x / month)	66.76%	247
1x / month	21.62%	80
2x / month	7.30%	27
3x or more / month	4.32%	16
TOTAL		370

### Q16 Are you a member of the First Unitarian Church of Portland?

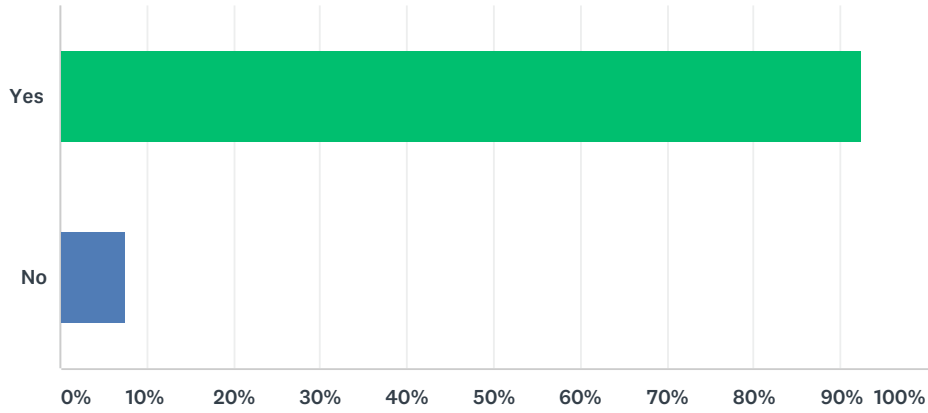
Answered: 369 Skipped: 25



ANSWER CHOICES	RESPONSES	
Yes	86.18%	318
No	13.82%	51
TOTAL		369

### Q17 Do you make an annual pledge?

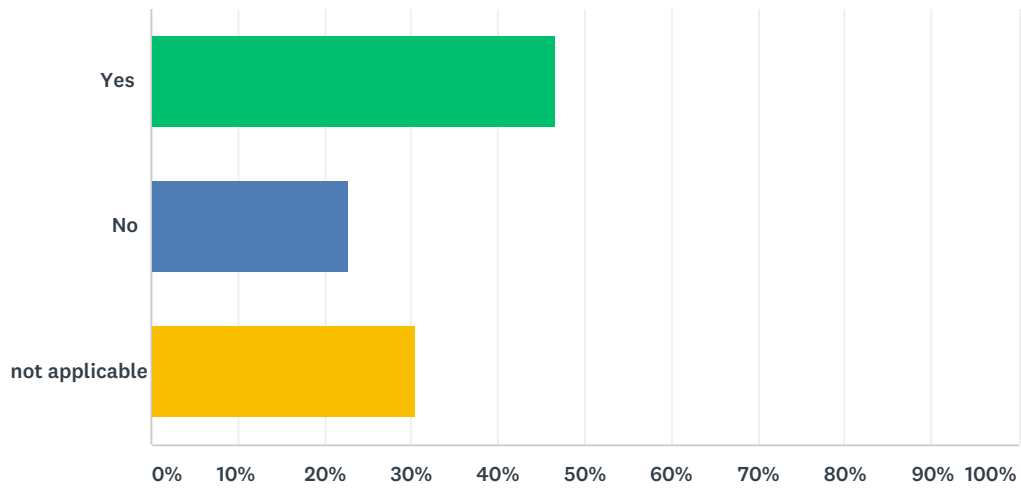
Answered: 371 Skipped: 23



ANSWER CHOICES	RESPONSES	
Yes	92.45%	343
No	7.55%	28
TOTAL		371

## Q18 If you are married or live with a partner, do they participate in the Church?

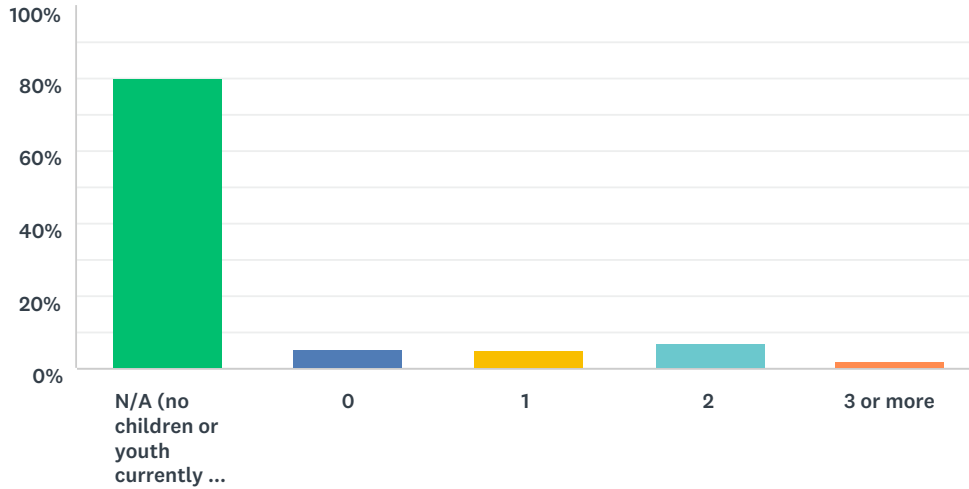
Answered: 369 Skipped: 25



ANSWER CHOICES	RESPONSES	
Yes	46.61%	172
No	22.76%	84
not applicable	30.62%	113
<b>TOTAL</b>		<b>369</b>

Q19 If you have children or youth in your household, how many currently participate in RE on Sundays or other programs for children and youth?

Answered: 369 Skipped: 25



ANSWER CHOICES	RESPONSES	
N/A (no children or youth currently in my household)	80.22%	296
0	5.69%	21
1	5.15%	19
2	7.05%	26
3 or more	1.90%	7
<b>TOTAL</b>		<b>369</b>

## Q20 What is your gender identity?

Answered: 355 Skipped: 39

## Q21 What is your race/ethnicity?

Answered: 350 Skipped: 44